

May 2015

[redrosecps.com](http://redrosecps.com)



# Red Rose

 **ONE SOLUTION** FOR THE  
**HUMANITARIAN & DEVELOPMENT** SECTOR

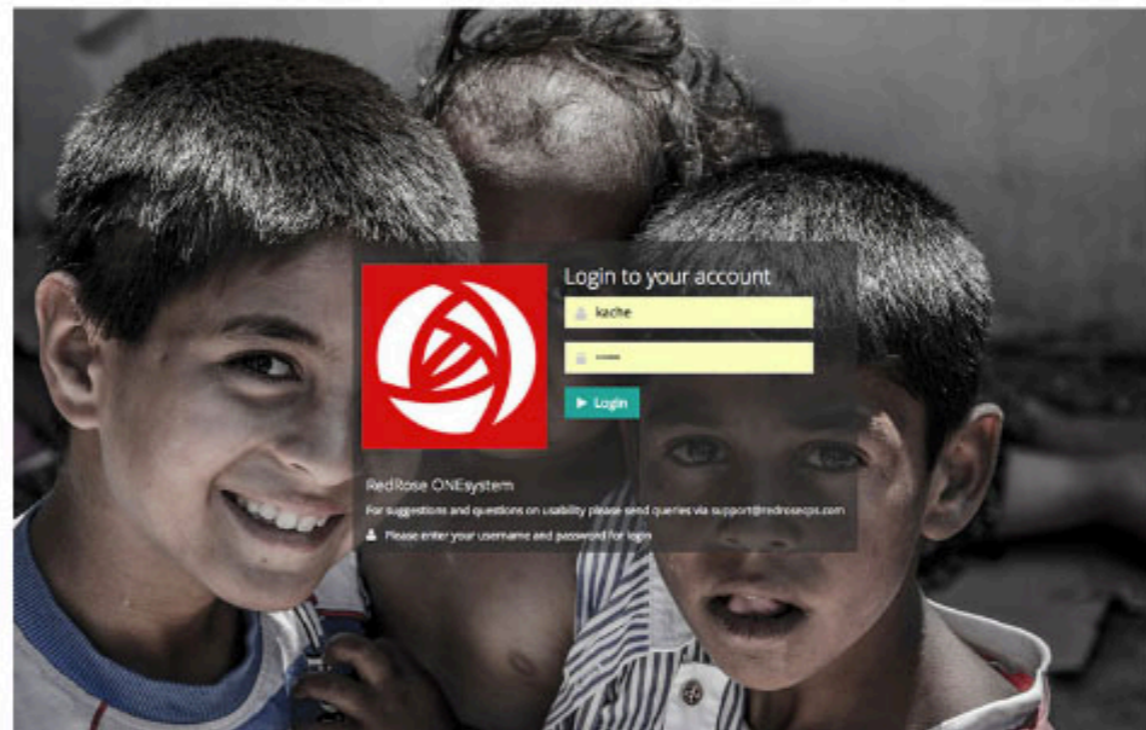
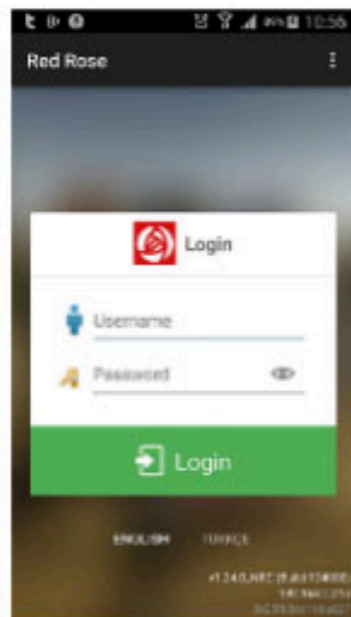




**ONE SOLUTION**

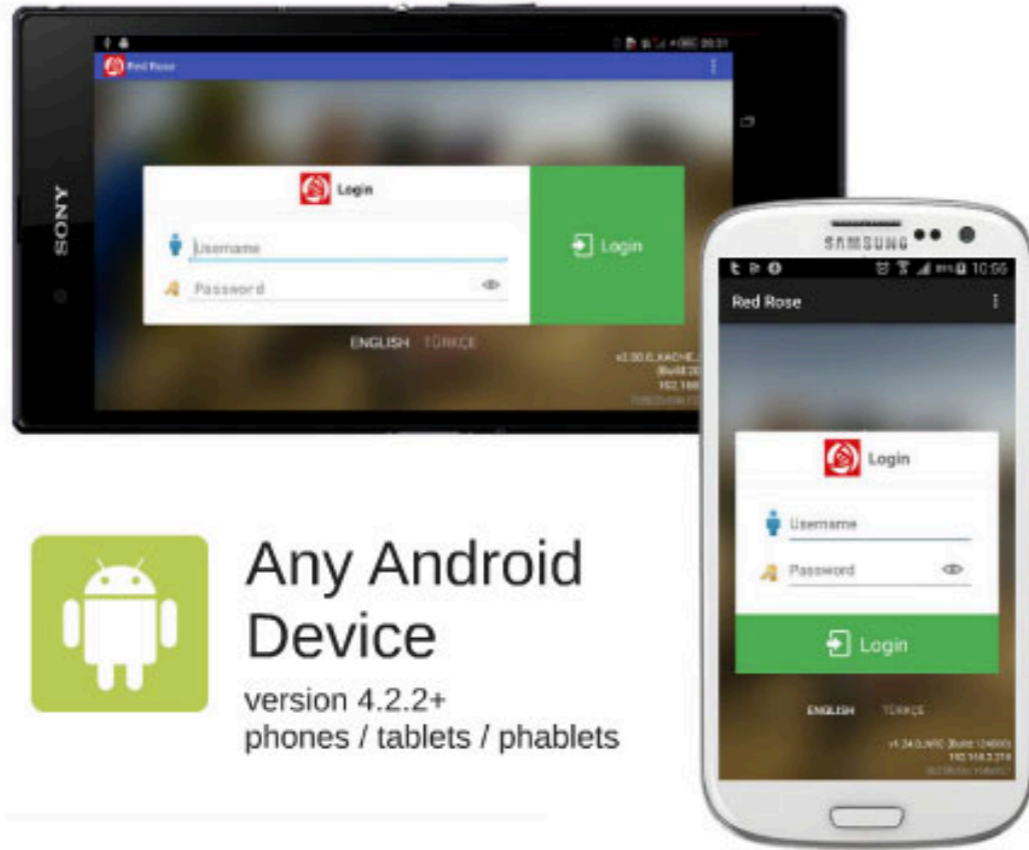
Secure, Offline and Online

# ONE app



# ONE platform

# Hardware



## Any Android Device

version 4.2.2+  
phones / tablets / phablets



for e-Voucher Projects



3G, Wi-Fi,  
GPS, Bluetooth  
all utilized

# Options



## Mobile Bluetooth Printer

- print receipts anywhere
- portable/durable
- has its own battery/charger



## Barcode Scanner

- 1D/2D Barcode Scanning
- portable or Cable Attached
- used for in-kind distributions and paper-voucher tracking



## Biometrics

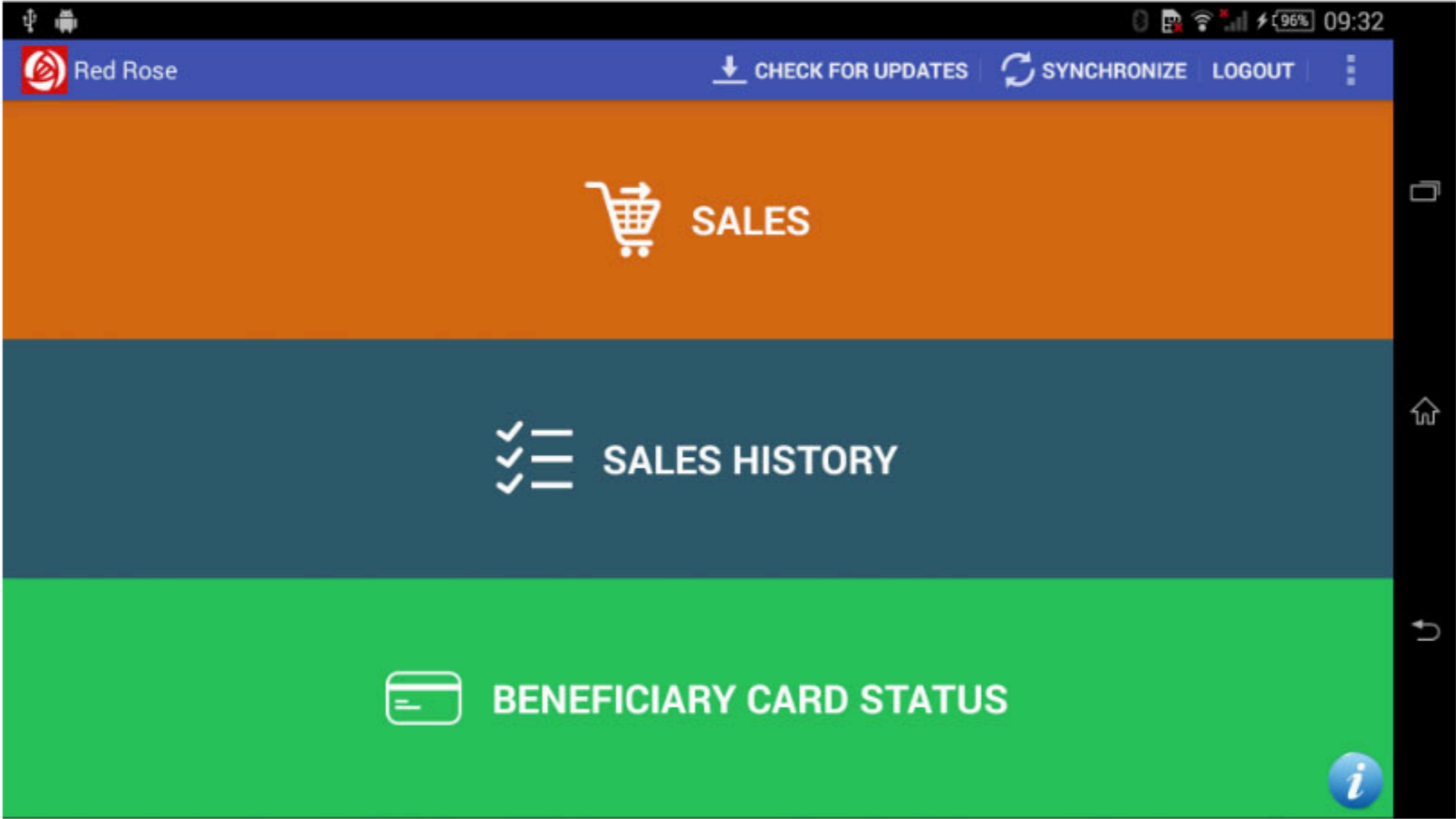
- Fingerprint / Iris Scanning
- ISO Compliant Fingerprints
- Strong Authorization of Transactions



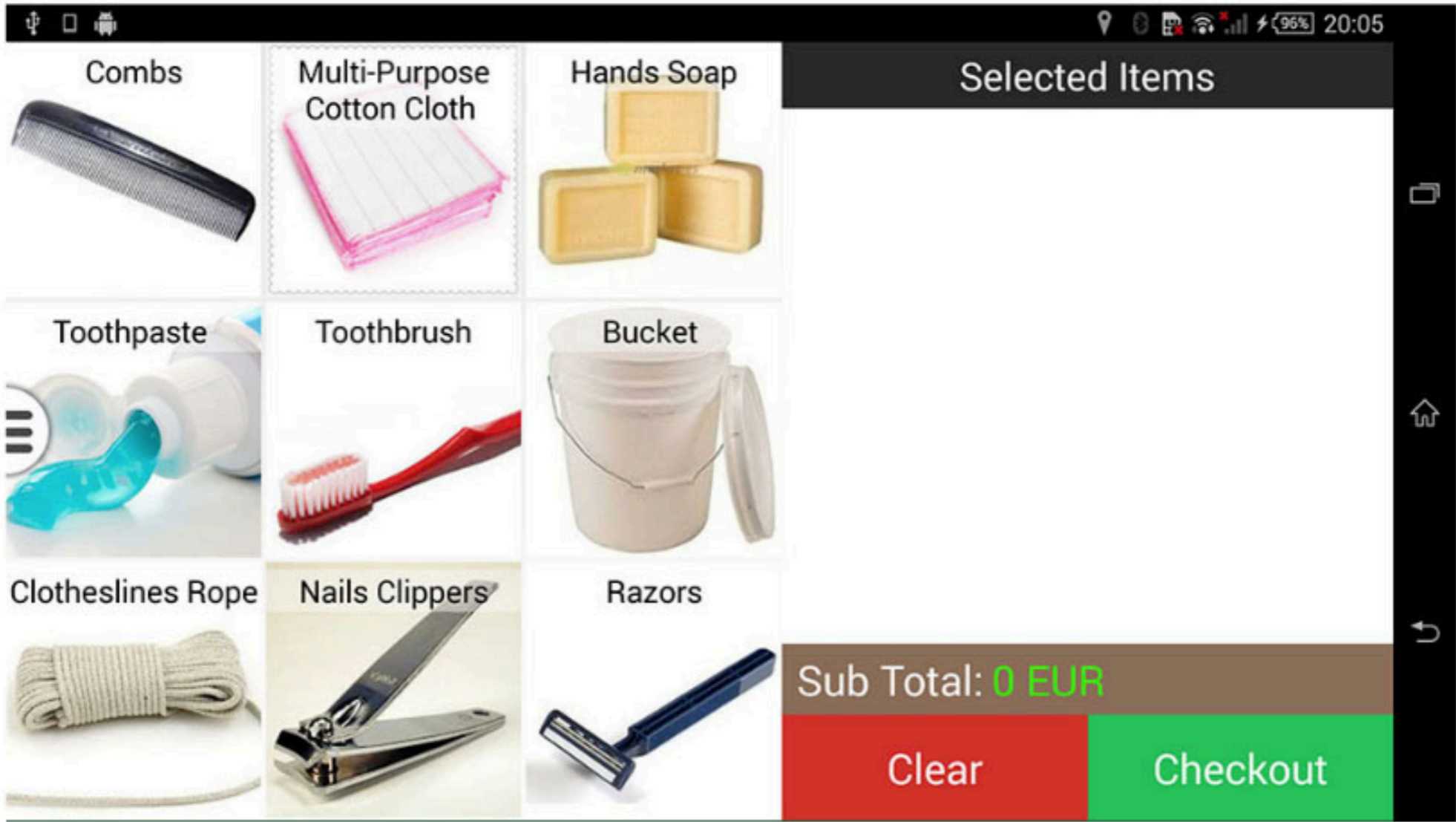
## ID Scanner

- Passports, National Ids or any identity document
- Electronic (Chip) or OCR Reading

# Vendor Interface

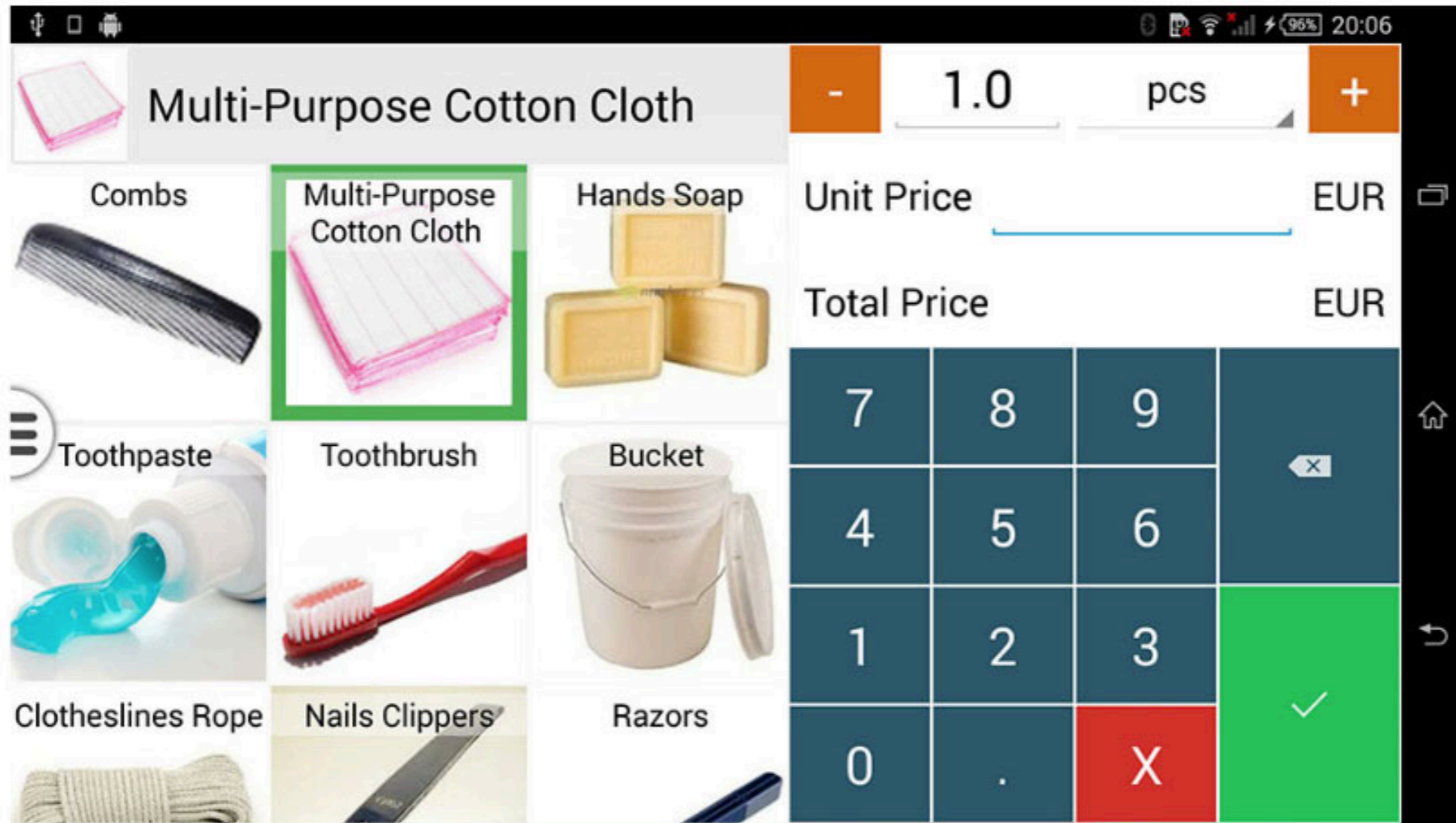


# Vendor Interface



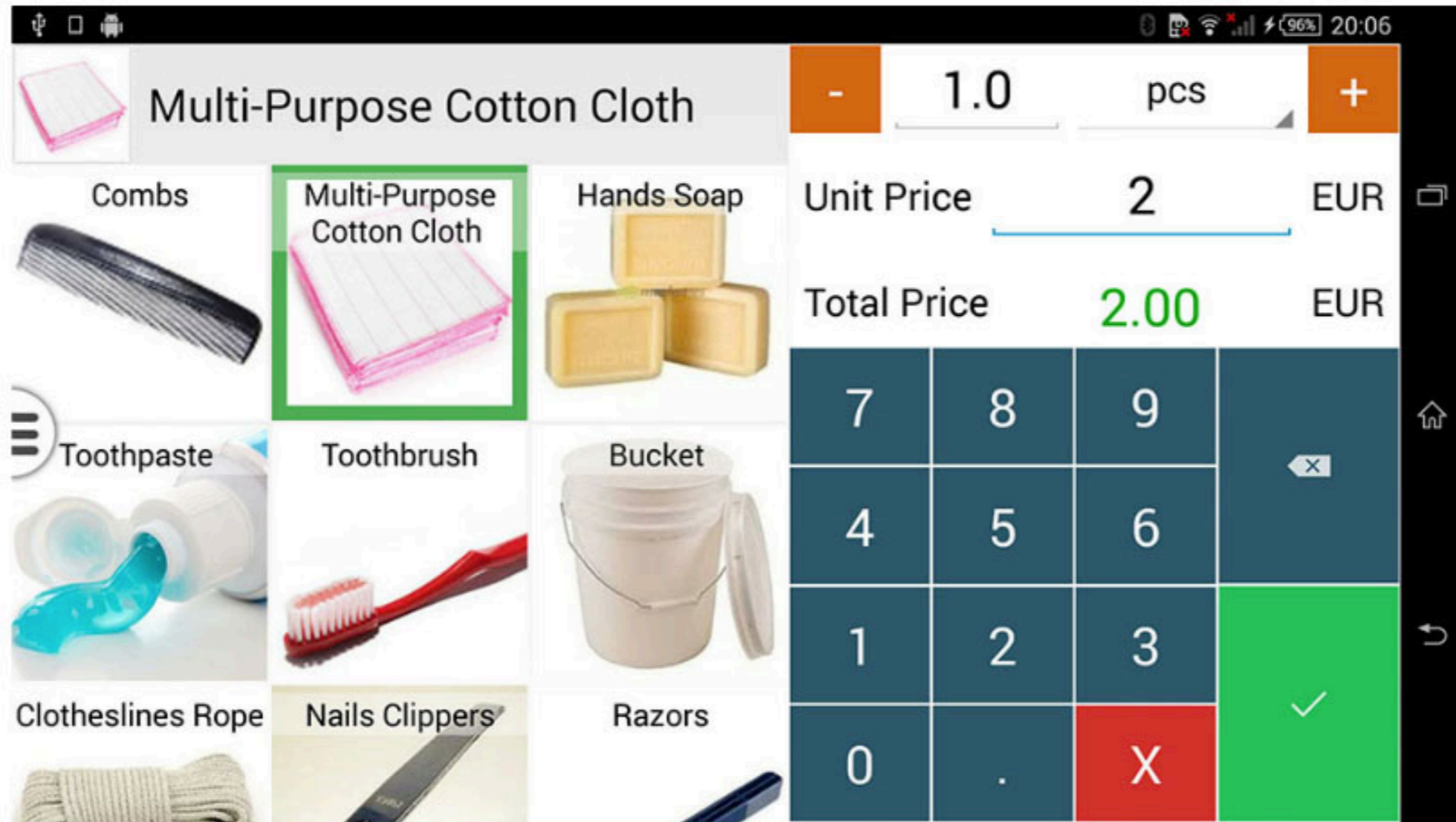
Centrally Managed Sales Basket

# Vendor Interface



Select commodity from the List

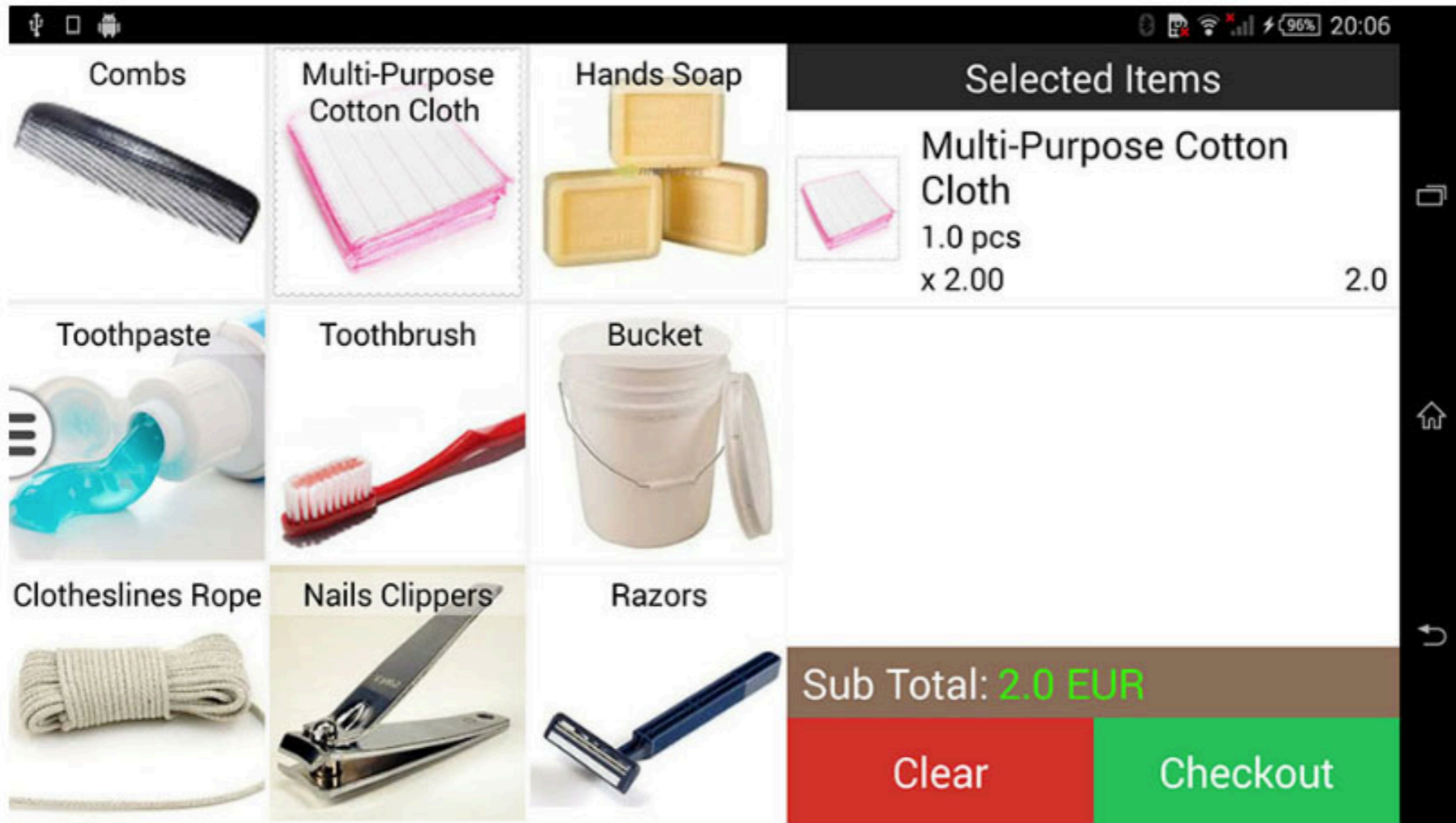
# Vendor Interface



Type Quantity and Unit Price

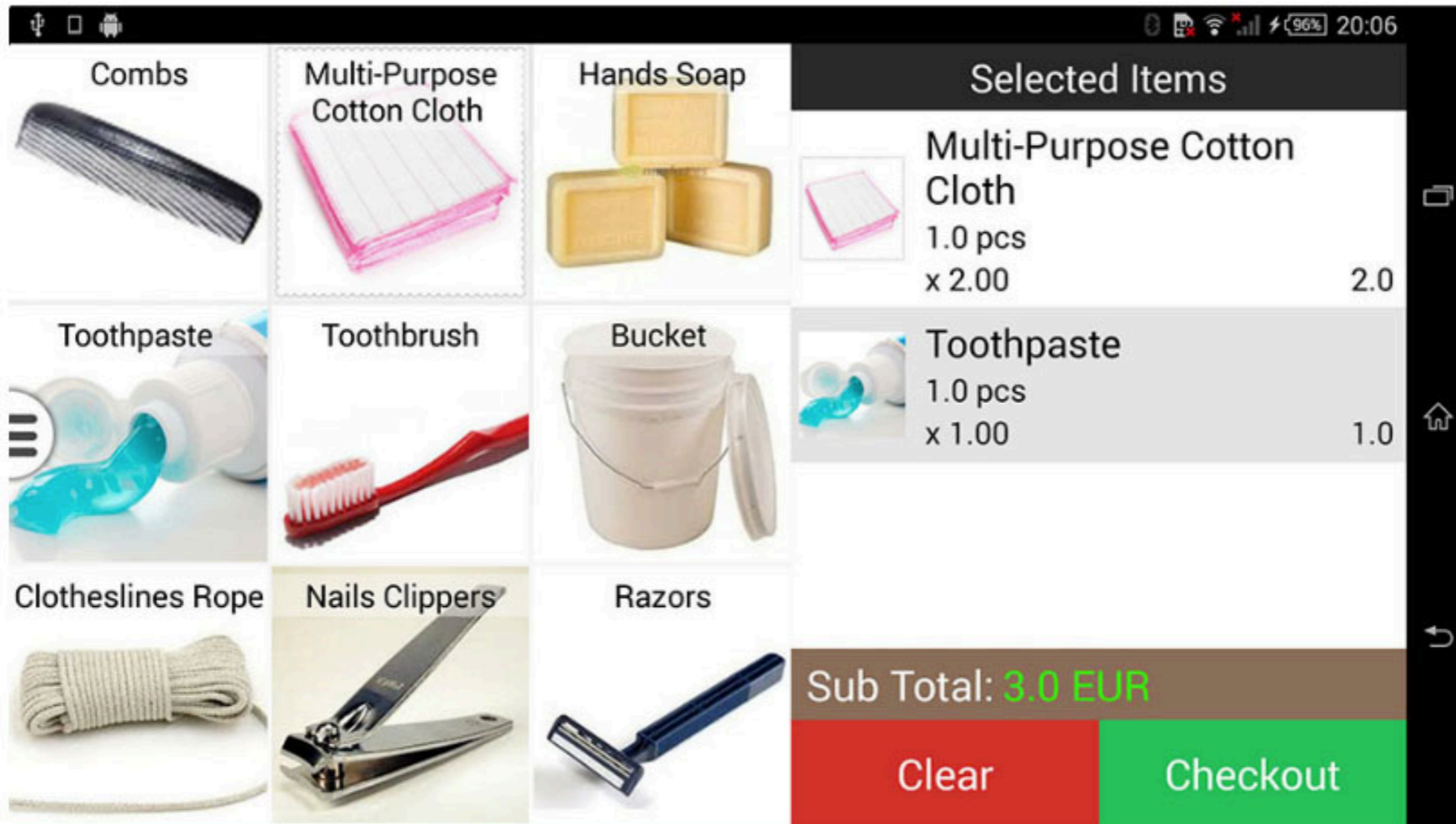


# Vendor Interface



Add to Sales Basket

# Vendor Interface



Add as many


# Vendor Interface

The screenshot displays a mobile application interface for a vendor. It features a grid of nine items for sale, each with a title and a small image. To the right of the grid is a 'Selected Items' list. At the bottom of the selected items list, there is a 'Sub Total' and two buttons: 'Clear' and 'Checkout'. The status bar at the top shows the time as 20:06 and a battery level of 96%.

Item	Selected Items
Combs	
Multi-Purpose Cotton Cloth	Multi-Purpose Cotton Cloth 1.0 pcs x 2.00 = 2.0
Hands Soap	
Toothpaste	Toothpaste 1.0 pcs x 1.00 = 1.0
Toothbrush	
Bucket	
Clotheslines Rope	
Nails Clippers	Nails Clippers 1.0 pcs x 1.50 = 1.5
Razors	
Sub Total: 4.5 EUR	
Clear Checkout	

Add as many

## Vendor Interface



Check Out when done

# Vendor Interface


The screenshot displays a mobile application interface with a status bar at the top showing 96% battery and 20:07. The main content is split into two sections. On the left, under the heading "Selected Items", there is a list of items:

Item	Quantity	Unit Price	Total Price
Multi-Purpose Cotton Cloth	1.0 pcs	x 2.00	2.0
Toothpaste	1.0 pcs	x 1.00	1.0
Nails Clippers	1.0 pcs	x 1.00	1.0
<b>Volkan Suner</b>			
Balance:		186.1 EUR	
Total Amount:		4.5 EUR	
Remaining:		181.6 EUR	

On the right, a dialog box titled "Please enter your pin code" is displayed. It features four grey placeholder boxes for the PIN digits. Below these is a numeric keypad with buttons for digits 0-9, a red "X" button, and a green checkmark button. A back arrow button is also visible on the right side of the keypad area.



Beneficiary Reviews and Enters PIN

## Vendor Interface



Confirm the PIN and Transaction

# Vendor Interface

Selected Items	
 Toothpaste 1.0 pcs x 2.00	2.0
 Hands soap 1.0 pcs x 1.00	1.0
Volkan Suner	
Balance:	190.1 EUR
Total Amount:	3.0 EUR
Remaining:	187.1 EUR

COMPLETE CHECKOUT

PRINT RECEIPT AGAIN

Checkout Completed, Receipts Printed



IMPORT FROM EXCEL

NEW BENEFICIARY

### Beneficiaries

Show 10 entries

Id	Region	Name		Balance	Currency	1st Disbursement	# Disbursements	Actions	Status
TRLF	Zone 0	A Aaa Adams	✓	100000.00	NGN	April	1		Candidate
JPLL	Zone 2	AJC Demo	✓	419852.00	NGN	December	5		Approved
HYAY	Zone 9	Aadam Green	✓	330276.00	NGN	March	7		Absent
BCUU	Zone 11	Aadam Griffiths	✗	-	-	-	0		Approved
WDIT	Zone 12	Aadam Hughes	✓	100000.00	NGN	April	1		Approved
DSZB	Zone 3	Aadam Martin	✓	230000.00	NGN	March	5		Approved
JVLJ	Zone 7	Aadam Myers	✓	230000.00	NGN	March	5		Approved
GQBB	Zone 9	Aadam Ortiz	✓	165233.00	NGN	March	5		Approved
UDKD	Zone 4	Aadam Zain Jones	✗	-	-	-	0		Approved
NPLH	Zone 9	Aaliyah Lyla Perry	✓	9540.00	NGN	April	1		Approved

Beneficiary Status


<b>Total Balance</b>	<b>3,074,302.00</b>	<b>NGN</b>
<b>Total Number of Smart Cards</b>	<b>542</b>	<b>Cards</b>

Showing 1 to 10 of 3,547 entries

# Overview of Beneficiaries



ENGLISH ▾

 acf ▾

IMPORT FROM EXCEL



NEW BENEFICIARY

### Multiple Sources of Beneficiary Data

- Create Inside Platform (New Beneficiary)
- Import from Excel
- Import from ODK, Kobo Collect, iFormsBuilder
- Import from LMMS
- Import from any XML, JSON data source

Show  ▾ entries

ry Status ▾



# Disbursements

Actions

Status



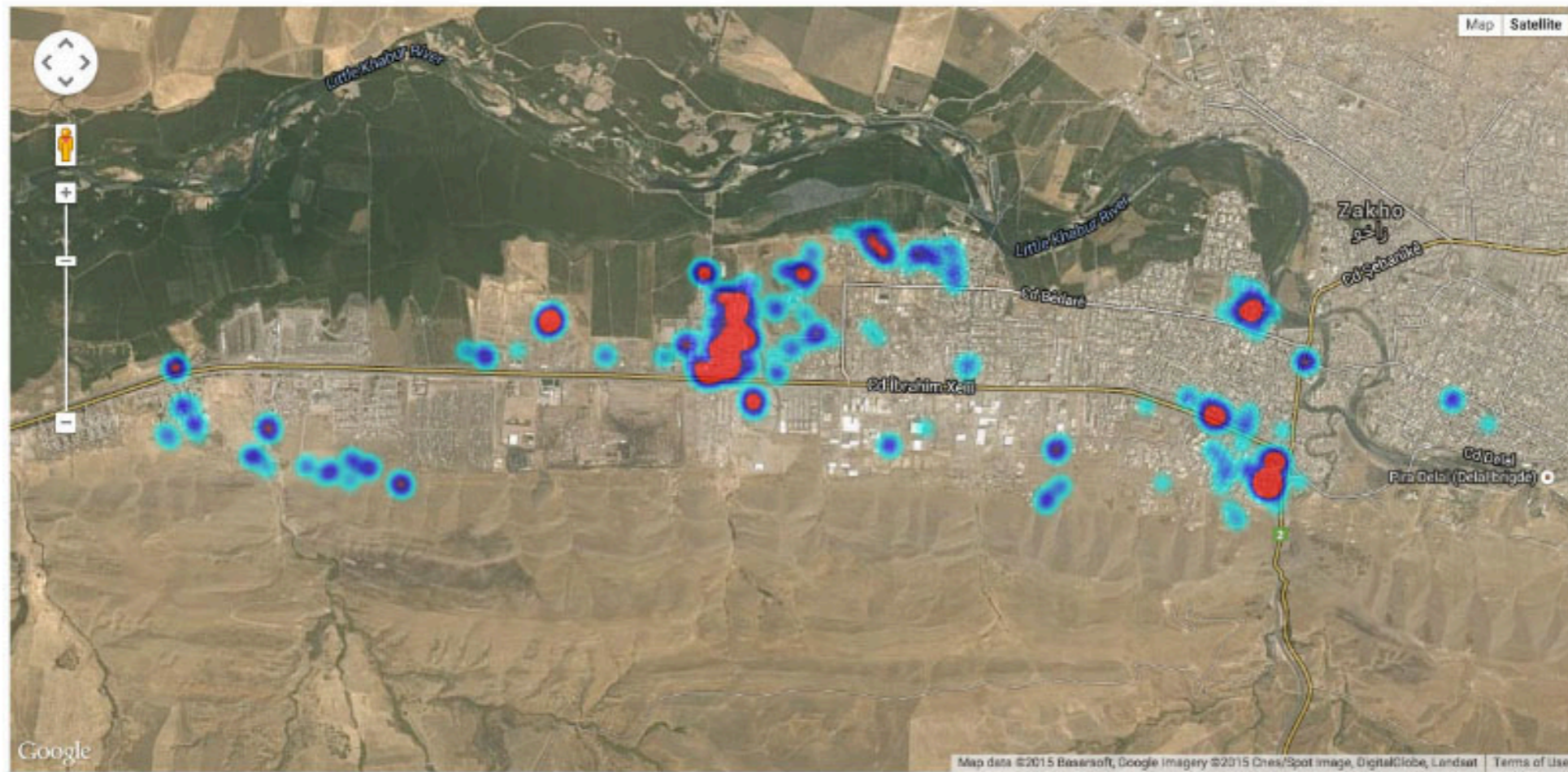
ENGLISH

acf

Home > List > Beneficiary Distribution

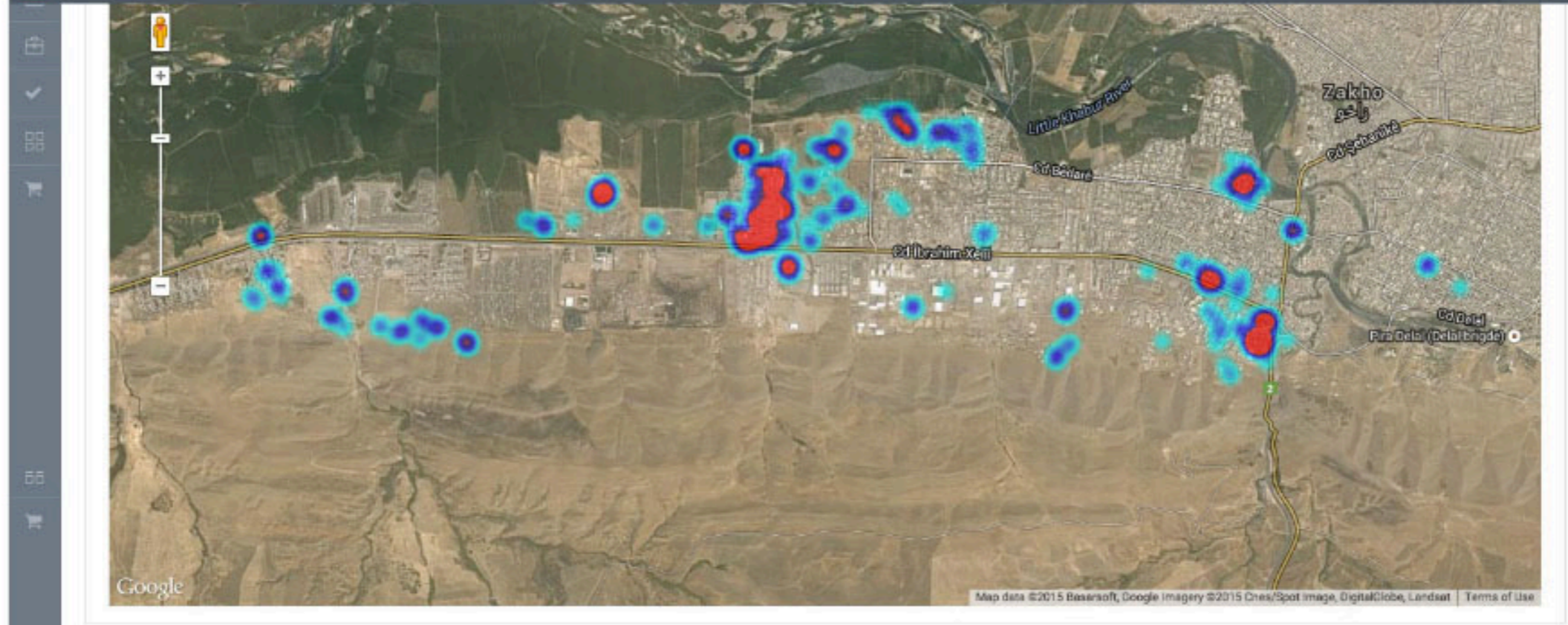
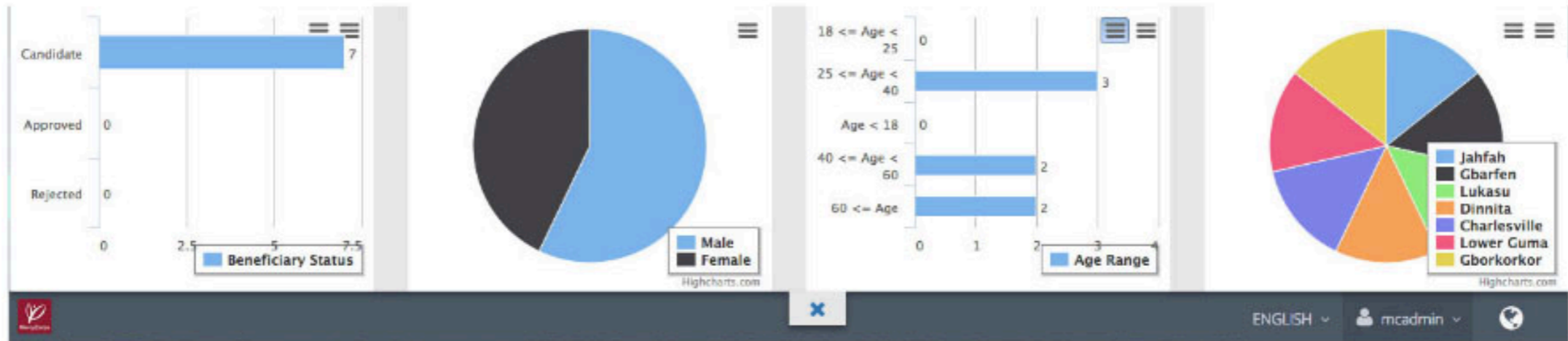
Beneficiary Distribution

## Visualization on a Heat-Map



## Overview of Beneficiaries

# easy to access KPI's



# Overview of Beneficiaries



Corps)

Source(s) of Seeds and Tools

Source(s) of Seeds/Cuttings/Seedlings (2013/2014)

- Purchased
- Credit
- Relatives

Source(s) of Tools (2013/2014)

- Purchased
- Borrowed
- Credit

Expected Source(s) of Seeds/Cuttings/Seedlings (2015)

- Own Production
- Borrowed
- Credit

Expected Source(s) of Tools (2015)

- Purchased
- Borrowed
- Credit

If Quantity of Harvest in 2013 was Greater Than 2014?  
Yes

What are the reason(s) for harvest in 2014 to be less than harvest in 2013?

- Reduction in Size of Farm
- Natural Disaster (Ebola)
- Lack of Seeds in Market

What type of tools do you use for farming?

- Axe
- Rake
- Water Pump
- Others

What are the other tool(s) used for farming?

Dk gugu

What type of tools do you need for farming?

- Hoe
- Shovel
- Cutlass
- Spraying Can

Are there no source(s) for seeds or tools for 2015?  
Yes

Provide reasons for having no sources of seeds or tools for 2015

- High Cost of Labor on the Market
- No Farm during Ebola Affected Income
- Poor Harvest
- Others

What are the other reason(s) for having no sources of seeds or tools?  
G hop p

Agriculture

# Any Type and Number of Fields

		Size of Farm	Total Harvest
2013	Cassava		
	Rice		
	Vegetables		
	Peanuts / Beans / Peas		
	Others		
2014	Cassava		
	Rice		
	Vegetables		
	Peas / Beans / Peas		

Corps)

### Sources of Seeds and Tools

Source(s) of Seeds/Cuttings/Seedlings (2013/2014)

- Purchased
- Credit
- Relatives

Source(s) of Tools (2013/2014)

- Purchased
- Borrowed
- Credit

Expected Source(s) of Seeds/Cuttings/Seedlings (2015)

- Own Production
- Borrowed
- Credit


Expected Source(s) of Tools (2015)

- Purchased

If Quantity of Harvest in 2014 is Greater Than 2013? Yes

What are the reason(s) for harvest in 2014 to be less than harvest in 2013? Reduction in Size of Farm

# Identity Products



NE card



NE band



NE skin



PIN Protection





Biometrics Authentication

### Agriculture


# Area and Number of Fields

	Size of Farm	Total
2013	Cassava	
	Rice	
	Vegetables	
	Peanuts / Beans / Peas	
	Others	
2014	Cassava	
	Rice	
	Vegetables	

# Beneficiary Profile

[Chart Icon]ENGLISHmadmin

[Home](#) > [Beneficiaries](#) > [List](#)

EDIT

## Sample Beneficiary

Id:

SQVP

Region:

Dinnita

### Summary

Spendable:  
10873.9 EUR

Spent:  
633.1 EUR

Toal:  
11507.01 EUR

[Personal Details](#) [Assistance](#) [Transactions](#) [Complaints](#)

### Allocated Commodities

Item Name	Serial Number	Quantity
e-Voucher Credit		10,873.90

Showing 1 to 1 of 1 entries




< 1 >

### Redeemed Commodities


10 records

Item Name	Serial Number	Quantity	Dated
e-Voucher Credit		8.00	27/2/2015 16:12:54
e-Voucher Credit		15.00	27/2/2015 15:55:38
e-Voucher Credit		9.00	27/2/2015 15:38:30
e-Voucher Credit		1.00	27/2/2015 9:46:53
e-Voucher Credit		6.00	19/2/2015 11:4:13
e-Voucher Credit		5.00	19/2/2015 10:55:32
e-Voucher Credit		8.10	13/2/2015 17:33:54
05 Euro Voucher	90018-001-451	1.00	28/1/2015 15:57:6
05 Euro Voucher	90018-002-6F0	1.00	28/1/2015 15:57:6
05 Euro Voucher	90018-003-9A8	1.00	28/1/2015 15:57:6

# Beneficiary Profile

ENGLISH mcadmin 

Home > Beneficiaries > List

EDIT

## Sample Beneficiary

Id:  
SQVP

Region:  
Dinnita

### Summary

Spendable:  
10873.9 EUR

Spent:  
633.1 EUR

Toal:  
11507.01 EUR

Personal Details Assistance Transactions Complaints

### Transactions History

Invoice Name	Total Price	Dated
<a href="#">15.1.27.15.58.48.Vendor 03</a>	6.00 EUR	27 January 2015
<a href="#">15.1.27.20.59.30.Vendor 03</a>	55.00 USD	27 January 2015
<a href="#">15.2.13.15.28.58.Vendor 03</a>	8.10 EUR	13 February 2015
<a href="#">15.2.19.8.54.51.Vendor 09</a>	5.00 EUR	19 February 2015
<a href="#">15.2.19.9.4.13.Vendor 02</a>	6.00 EUR	19 February 2015
<a href="#">15.2.27.7.46.38.Vendor 03</a>	1.00 EUR	27 February 2015
<a href="#">15.2.27.13.37.30.Vendor 03</a>	9.00 EUR	27 February 2015
<a href="#">15.2.27.13.54.24.Vendor 03</a>	15.00 EUR	27 February 2015
<a href="#">15.2.27.14.12.0.Vendor 03</a>	8.00 EUR	27 February 2015

Showing 1 to 9 of 9 entries

< 1 >



# Beneficiary Profile

Home > Beneficiaries > List

ENGLISH madmin

Personal Details Assistance **Transactions** Complaints

**Sample Beneficiary**  
 Id: SQVP  
 Region: Dinnita

**Summary**

Spendable: 10873.9 EUR  
 Spent: 633.1 EUR  
 Total: 11507.01 EUR

**Transactions History**

- 15.1.27.15.58.48.Vendor 03
- 15.1.27.20.59.30.Vendor 03
- 15.2.13.15.28.58.Vendor 03
- 15.2.19.8.54.51.Vendor 09
- 15.2.19.9.4.13.Vendor 02
- 15.2.27.7.46.38.Vendor 03
- 15.2.27.13.37.30.Vendor 03
- 15.2.27.13.54.24.Vendor 03
- 15.2.27.14.12.0.Vendor 03

Showing 1 to 9 of 9 entries

**Transaction**

Date	23/4/2015 8:3:30
Amount	8.3 EUR
Sales Basket	Foods
Status	Approved

**Transaction Details**

Commodity	Unit	Quantity	Price	Total
Laundry soap	kg	1	0.50	0.50
Vegetable Oil	kg	2	1.60	3.20
Maize	kg	5	0.17	0.85
Sugar	kg	1	0.50	0.50
Eggs	kg	1	1.45	1.45
Millet	kg	2	0.40	0.80
Rice (Local)	kg	2	0.50	1.00

Showing 1 to 7 of 7 entries

Previous 1 Next

Dated

27 January 2015
27 January 2015
13 February 2015
19 February 2015
19 February 2015
27 February 2015
27 February 2015
27 February 2015
27 February 2015

< 1 >

Full Transaction Line Item Details

# Beneficiary Profile

Home > Beneficiaries > List

ENGLISH mcadmin

Personal Details Assistance Transactions **Complaints**

### Complaints History

Date	Priority	Complaint	Category	Status	Actions
25/04/2015 19:21	Medium	He called us and told he forgot his PIN number	Request for Assistance	Resolved	<a href="#">Refresh</a> <a href="#">Menu</a>

Enter New Complaint...

Complaint Category  Priority  [SEND](#)

Showing 1 to 1 of 1 entries [Previous](#) [1](#) [Next](#)

### Summary

Spendable: 10873.9 EUR  
Spent: 633.1 EUR  
Toal: 11507.01 EUR

### History

Updated By	Beneficiary	Date	Priority	Status	Category	Notes
KACHE Admin	Alvaro Villanueva	25/04/2015 19:37	Medium > Medium	Active > Resolved	Request for Assistance > Request for Assistance	His pin is told.

# Program Management

ENGLISH v
acf v

Home > Activities > List

Details
Distribution
Distributions

Name

Start Date

Expected End Date

Activity Type

Currency

Budget

**Warning!**  
Allocating a budget to the activity is permanent. There is no return.

**Distributable Balance**  
2,189,000.00 NGN

Amount Per Beneficiary

Total

Currency  
 NGN

REQUEST ALLOCATION

Financial Requests

Date	Type	Status	Request	Actions
13/03/2015 13:14	Budget Allocation	Rejected	Assign 100000 NGN to e-Voucher Program.	cancelled to test
27/03/2015 15:19	Budget Allocation	Approved	Assign 1920000 NGN to e-Voucher Program.	Operation Approved
12/03/2015 20:00	Budget Allocation	Approved	Assign 1000 NGN to e-Voucher Program.	Operation Approved
31/03/2015 11:50	Budget Allocation	Approved	Assign 206000 NGN to e-Voucher Program.	Operation Approved
17/04/2015 17:23	Budget Allocation	Rejected	Assign 1000000 NGN to e-Voucher Program.	lkdfds
30/03/2015 12:31	Budget Allocation	Approved	Assign 100000 NGN to e-Voucher Program.	Operation Approved
22/04/2015 12:08	Budget Allocation	Approved	Assign 1000000 NGN to e-Voucher Program.	Operation Approved

Showing 1 to 7 of 7 entries
Previous 1 Next

- Paper-Voucher Tracking
- e-Vouchers
- SMS Mobile Money
- In Kind Distribution
- Cash Distribution

Budget

**Warning!**

Allocating a budget to the activity is permanent. There is no refunding back once the amount is allocated.

<b>Distributable Balance</b> <b>2,189,000.00 NGN</b>	Amount Per Beneficiary	# Beneficiaries	Total	Currency	<b>REQUEST ALLOCATION</b>
	<input type="text"/>	<input type="text"/>	<input type="text"/>	NGN	

Financial Requests

Date	Type	Status	Request	Actions
13/03/2015 13:14	Budget Allocation	Rejected	Assign 100000 NGN to e-Voucher Program.	cancelled to test
27/03/2015 15:19	Budget Allocation	Approved	Assign 1920000 NGN to e-Voucher Program.	Operation Approved
12/03/2015 20:00	Budget Allocation	Approved	Assign 1000 NGN to e-Voucher Program.	Operation Approved
31/03/2015 11:50	Budget Allocation	Approved	Assign 206000 NGN to e-Voucher Program.	Operation Approved
17/04/2015 17:23	Budget Allocation	Rejected	Assign 1000000 NGN to e-Voucher Program.	lkdfds
30/03/2015 12:31	Budget Allocation	Approved	Assign 100000 NGN to e-Voucher Program.	Operation Approved
22/04/2015 12:08	Budget Allocation	Approved	Assign 1000000 NGN to e-Voucher Program.	Operation Approved

Showing 1 to 7 of 7 entries

Previous 1 Next

Allocation History

## Allocation Request Creation & Finance Dep. Approval

Date	Activity	Month	Amount	Currency
18/12/2014 7:12:27	e-Voucher Program	December	1,430,400.00	NGN
19/12/2014 13:15:7	e-Voucher Program	December	854,400.00	NGN
19/12/2014 13:18:37	e-Voucher Program	December	1,161,600.00	NGN
8/1/2015 12:0:2	e-Voucher Program	January	1,238,400.00	NGN
3/2/2015 15:35:56	e-Voucher Program	February	787,200.00	NGN
4/2/2015 9:37:44	e-Voucher Program	February	3,676,800.00	NGN
3/3/2015 14:25:27	e-Voucher Program	March	9,600.00	NGN
6/3/2015 13:58:19	e-Voucher Program	March	10,000.00	NGN
12/3/2015 20:1:0	e-Voucher Program	March	1,000.00	NGN
27/3/2015 15:19:43	e-Voucher Program	March	1,920,000.00	NGN

12/03/2015 20:00	Budget Allocation	Approved	Assign 1000 NGN to e-Voucher Program.	Operation Approved
31/03/2015 11:50	Budget Allocation	Approved	Assign 206000 NGN to e-Voucher Program.	Operation Approved
17/04/2015 17:23	Budget Allocation	Rejected	Assign 1000000 NGN to e-Voucher Program.	lkdfds
30/03/2015 12:31	Budget Allocation	Approved	Assign 100000 NGN to e-Voucher Program.	Operation Approved
22/04/2015 12:08	Budget Allocation	Approved	Assign 1000000 NGN to e-Voucher Program.	Operation Approved

Showing 1 to 7 of 7 entries

Previous 1 Next

Allocation History

## Allocation Request Creation & Finance Dep. Approval

Date	Activity	Month	Amount	Currency
18/12/2014 7:12:27	e-Voucher Program	December	1,430,400.00	NGN
19/12/2014 13:15:7	e-Voucher Program	December	854,400.00	NGN
19/12/2014 13:18:37	e-Voucher Program	December	1,161,600.00	NGN
8/1/2015 12:0:2	e-Voucher Program	January	1,238,400.00	NGN
3/2/2015 15:35:56	e-Voucher Program	February	787,200.00	NGN
4/2/2015 9:37:44	e-Voucher Program	February	3,676,800.00	NGN
3/3/2015 14:25:27	e-Voucher Program	March	9,600.00	NGN
6/3/2015 13:58:19	e-Voucher Program	March	10,000.00	NGN
12/3/2015 20:1:0	e-Voucher Program	March	1,000.00	NGN
27/3/2015 15:19:43	e-Voucher Program	March	1,920,000.00	NGN
<b>December / 2014</b>			<b>3,446,400.00</b>	<b>NGN</b>
<b>January / 2015</b>			<b>1,238,400.00</b>	<b>NGN</b>
<b>February / 2015</b>			<b>4,464,000.00</b>	<b>NGN</b>
<b>March / 2015</b>			<b>2,246,600.00</b>	<b>NGN</b>
<b>April / 2015</b>			<b>1,000,000.00</b>	<b>NGN</b>
<b>Total</b>			<b>12,395,400.00</b>	<b>NGN</b>

Showing 1 to 10 of 13 entries

Previous 1 2 Next

History of all Allocations to Activity

# Program Management

Home > Activities > List

Details Distribution Distributions

**Easy to Top-Up** **SMS Notifications to Beneficiaries**

Program Requests & Finance Approves

**Warning!**  
Distributing to beneficiaries from an activity is permanent. There is no reverse operation once the amount is distributed.

Community/Group	Amount Per Beneficiary	Total	Distributable Balance	Balance After Distribution	
Test Group	10000 NGN	2,189,000.00 NGN	20,000.00 NGN	2,169,000.00 NGN	REQUEST DISTRIBUTION

✓ Financial Requests

Date	Type	Status	Request	Actions
18/04/2015 16:27	Disbursement to Beneficiaries	Approved	Distribute 600000 NGN from e-Voucher Program to Beneficiary Group EP test (6 beneficiaries will receive 100000 NGN).	Operation Approved
30/03/2015 12:34	Disbursement to Beneficiaries	Approved	Distribute 20000 NGN from e-Voucher Program to Beneficiary Group Dutse ACF Training (2 beneficiaries will receive 10000 NGN).	Operation Approved
31/03/2015 11:51	Disbursement to Beneficiaries	Approved	Distribute 412000 NGN from e-Voucher Program to Beneficiary Group AJC Demo Only Group (1 beneficiaries will receive 412000 NGN).	Operation Approved
17/04/2015 17:25	Disbursement to Beneficiaries	Approved	Distribute 1000 NGN from e-Voucher Program to Beneficiary Group AJC Demo Only Group (1 beneficiaries will receive 1000 NGN).	Operation Approved
20/04/2015 10:14	Disbursement to Beneficiaries	Approved	Distribute 10000 NGN from e-Voucher Program to Beneficiary Group Zaliyah (1 beneficiaries will receive 10000 NGN).	Operation Approved

Showing 1 to 5 of 5 entries

Previous 1 Next

22/04/2015 12:08	Budget Allocation	Approved	Assign 1000000 NGN to e-Voucher Program.	Operation Approved
------------------	-------------------	----------	--	--------------------

Showing 1 to 7 of 7 entries

Previous 1 Next

# Monitoring and Evaluation

414,521,000.00 NGN  
Allocated

8,493,392.00 NGN  
Redeemed

2,769,708.00 NGN  
In Circulation

1,916,205.00 NGN  
Paid to Vendors

Realization

MARKET Product Prices

Name	Unit	Price
Beans	sack 10kg	100.00
Beans	mu	180.00
Eggs	pcs	26.67
Garri	mu	125.00
Ground Nut Seeds	mu	220.00
Guinea Corn (Dawa)	mu	162.50

Previous 1 2 3  
4 5 Next

MARKET High Unit Prices

Vendor	Name	Price	Vendor Price
Paul Adams	Palm Oil	200.00	331.25
John Doe	Yam	160.00	265.00
Mark Johnson	Garri	125.00	205.00
Paul Adams	Palm Oil	312.50	500.83
Paul Adams	Vegetable Oil	338.75	541.67
Jeremy Cole	Palm Oil	160.00	250.00

Previous 1 ... 6  
7 8 9 10 Next

MARKET Low Unit Prices

Vendor	Name	Price	Vendor Price
John Doe	Guinea Corn (Dawa)	180.00	100.00
Mark Johnson	Maggi Cube	2.50	1.39
John Doe	Pasta (Foreign)	200.00	120.00
Paul Adams	Pasta (Local)	180.00	110.00
John Doe	Millet	160.00	98.33
Paul Adams	Pasta (Local)	200.00	125.00

Previous 1 ... 6  
7 8 9 10 Next

PRODUCTS Sales Per Vendor

	Ratio	Tim Smith		Mark Johnson		Cash Vendor4		Cat Vendor		James Red		Cash Vendor3		Cash Vendor2		Tom Fall	
		Quantity	Amount	Quantity	Amount	Quantity	Amount	Quantity	Amount	Quantity	Amount	Quantity	Amount	Quantity	Amount		
Beans	2.57%	149	23,650.00	81	15,240.00	1	100.00			410	81,780.00	3	450.00			120	18,200.00

PRODUCTS Sales Per Vendor

	Ratio	Tim Smith		Mark Johnson		Cash Vendor4		Cat Vendor		James Red		Cash Vendor3		Cash Vendor2		Tom Fall	
		Quantity	Amount	Quantity	Amount	Quantity	Amount	Quantity	Amount	Quantity	Amount	Quantity	Amount	Quantity	Amount	Quantity	Amount
Beans	2.57%	149	23,650.00	81	15,240.00	1	100.00			410	81,780.00	3	450.00			120	18,200.00
Eggs	0.91%	20	700.00	963	25,830.00	5	50.00	35	785.00	212	5,300.00					30	850.00
Garri	3.78%	1956	268,550.00	11	2,350.00												
Ground Nut Seeds	0.17%			2	500.00			8	768.00	8	1,920.00						
Guinea Corn (Dawa)	0.06%									5	1,170.00					9	490.00
Iodize Salt	0.91%	23340	23,340.00							16176	16,500.00					1	11,560.00
Maggi Cube	5.41%	59210	149,510.00	360	500.00	1	380.00	1	350.00	42251	104,860.00					27721	69,190.00
Maize	10.73%	1354	77,850.00	1979	134,670.00			1	150.00	1847	124,600.00					1533	89,100.00
Millet	1.05%					1	88.00	9	1,155.00	10	1,880.00					2	100.00
Naira	0.78%					1	100.00					1	1,100.00	119	64,767.00		
Palm Oil	6.59%	359	107,150.00	256	79,250.00	1	320.00			322	103,710.00					64	59,700.00
Pasta (Foreign)	10.15%	3095	322,690.00	201	21,500.00			1	50.00	2032	220,210.00					831	88,430.00
Pasta (Local)	0.20%																
Rice (Foreign)	37.27%	3051	727,840.00	397	96,800.00	2	295.00			3359	867,740.00					2488	612,930.00
Rice (Local)	6.04%	260	42,320.00	234	46,190.00	6	600.00	1	150.00	340	66,390.00					582	114,350.00
Semolina	1.42%	40	8,200.00							230	63,930.00						
Soy Beans	0.21%	8	850.00	8	1,850.00			1	75.00	45	9,570.00					9	1,350.00
Sugar	0.13%					1	156.00										
Vegetable Oil	9.37%	830	258,400.00	182	56,050.00	1	360.00	4	503.00	576	197,060.00					82	81,100.00
Yam	2.24%			541	119,149.00	1	69.00	1	200.00	26	5,550.00	1	250.00				
<b>Total</b>	100.00%	<b>2,011,050.00</b>		<b>599,879.00</b>		<b>2,518.00</b>		<b>4,186.00</b>		<b>1,872,170.00</b>		<b>1,800.00</b>		<b>64,767.00</b>		<b>1,147,360.00</b>	

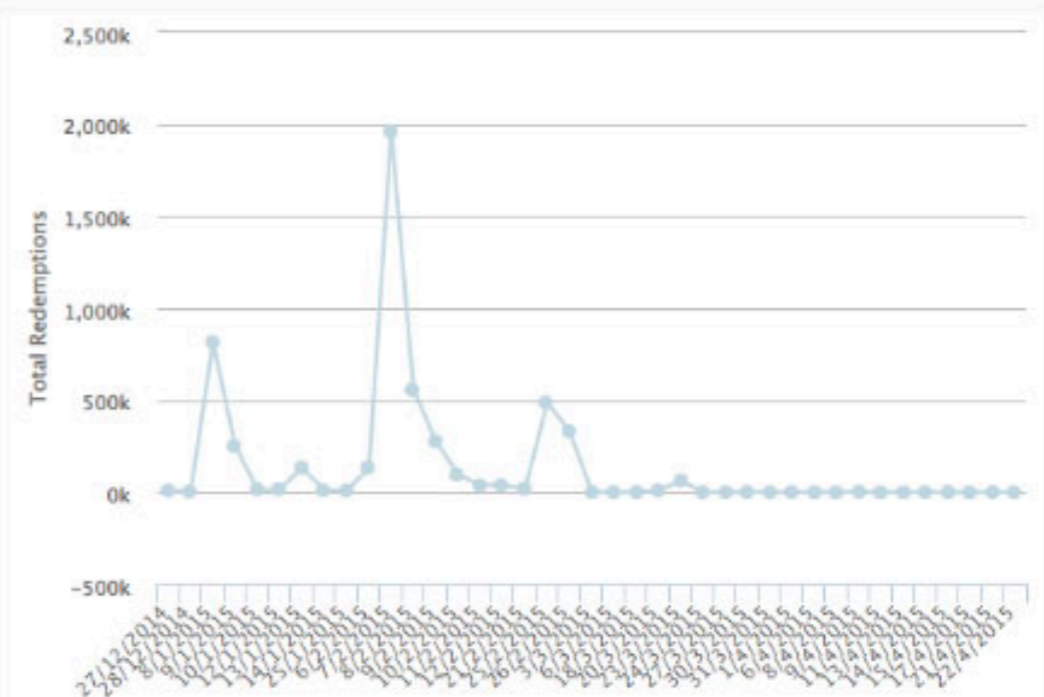


Naira	0.78%					1	100.00					1	1,100.00	119	64,767.00		
Palm Oil	6.59%	359	107,150.00	256	79,250.00	1	320.00			322	103,710.00					64	59,700.00
Pasta (Foreign)	10.15%	3095	322,690.00	201	21,500.00				1	50.00	2032	220,210.00				831	88,430.00
Pasta (Local)	0.20%																
Rice (Foreign)	37.27%	3051	727,840.00	397	96,800.00	2	295.00				3359	867,740.00				2488	612,930.00
Rice (Local)	6.04%	260	42,320.00	234	46,190.00	6	600.00	1	150.00		340	66,390.00				582	114,350.00
Semolina	1.42%	40	8,200.00								230	63,930.00					
Soy Beans	0.21%	8	850.00	8	1,850.00				1	75.00		45	9,570.00			9	1,350.00
Sugar	0.13%					1	156.00										
Vegetable Oil	9.37%	830	258,400.00	182	56,050.00	1	360.00	4	503.00		576	197,060.00				82	81,100.00
Yam	2.24%			541	119,149.00	1	69.00	1	200.00		26	5,550.00	1	250.00			
<b>Total</b>	100.00%		<b>2,011,050.00</b>		<b>599,879.00</b>		<b>2,518.00</b>		<b>4,186.00</b>		<b>1,872,170.00</b>		<b>1,800.00</b>		<b>64,767.00</b>		<b>1,147,360.00</b>

**BENEFICIARY BALANCES** Beneficiaries: 134 Total: 2,769,708.00 NGN

Aaliyah Lyla Perry	Zone 9	9,540.00	NGN
Nicolas Walker	Zone 2	3,600.00	NGN
Julian Moss	Zone 4	2,150.00	NGN
Iona Hill	Zone 4	2,100.00	NGN
Tayla O'Neill	Zone 3	1,700.00	NGN
Noel Devon Mitchell	Zone 2	1,660.00	NGN
Quinn Torres	Zone 3	500.00	NGN
Theo Garcia	Zone 4	470.00	NGN
Ted Mason	Zone 3	300.00	NGN
Ezra Johnston	Zone 2	300.00	NGN
Elisa Hall	Zone 2	240.00	NGN
Miles Stewart	Zone 4	200.00	NGN

**REDEEM** Redeem Values By Days



+ Custom PDM's

# Vendor Profile

Home > Vendors > Edit

Food Vendor

Details Commodities Transactions Payments

### Shop Payments

Date	Amount	Currency	Sales Type	Status	Actions
17 Apr 2015 - 22 Apr 2015 - JC Shop	1,214.00	NGN	Goods	Pending	<a href="#">TS</a> <a href="#">REQUEST PAYMENT</a>
14 Apr 2015 - 17 Apr 2015 - JC Shop	929.00	NGN	Goods	Pending	<a href="#">TS</a> <a href="#">PAYMENT REQUESTED</a>
31 Mar 2015 - 11 Apr 2015 - JC Shop	1,005.00	NGN	Goods	Paid	<a href="#">TS</a>
<b>Total Pending</b>				<b>2,143.00</b>	<b>NGN</b>
<b>Total Paid</b>				<b>1,005.00</b>	<b>NGN</b>
<b>Total</b>				<b>3,148.00</b>	<b>NGN</b>

Showing 1 to 3 of 3 entries [Previous](#) [1](#) [Next](#)

### History

Date	Type	Status	Request	Actions
26/04/2015 12:43	Shop Payment	Pending	Approve 929.0 NGN of payment for Jeremy Cole.	Pending Approval
22/04/2015 17:03	Shop Payment	Approved	Approve 1005.0 NGN of payment for Jeremy Cole.	Operation Approved

Showing 1 to 2 of 2 entries [Previous](#) [1](#) [Next](#)

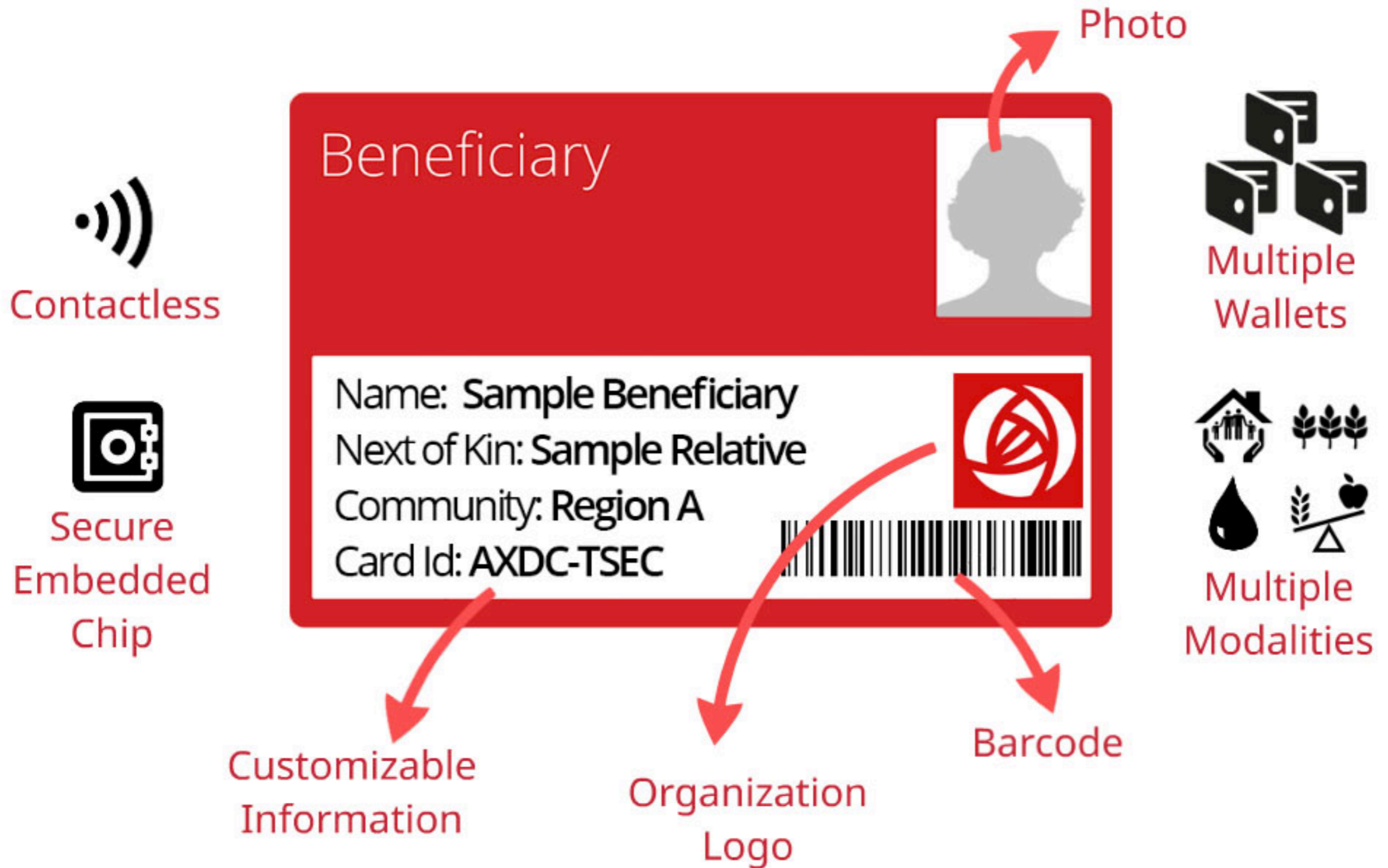
**Account**

**Total Amount**  
3,148.00 NGN

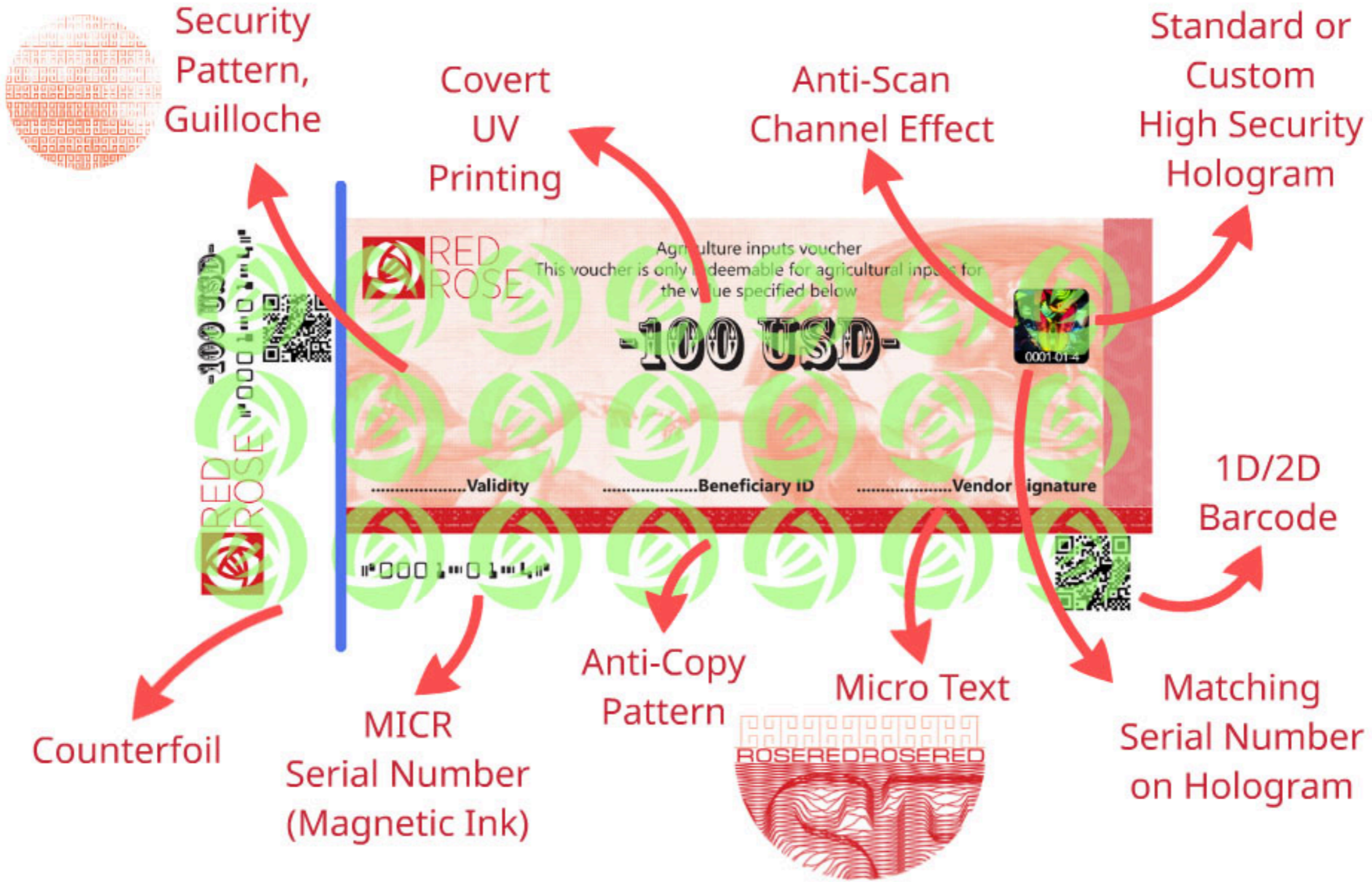
[CHANGE](#)

+ exportable to Accounting Systems

# Smart Cards

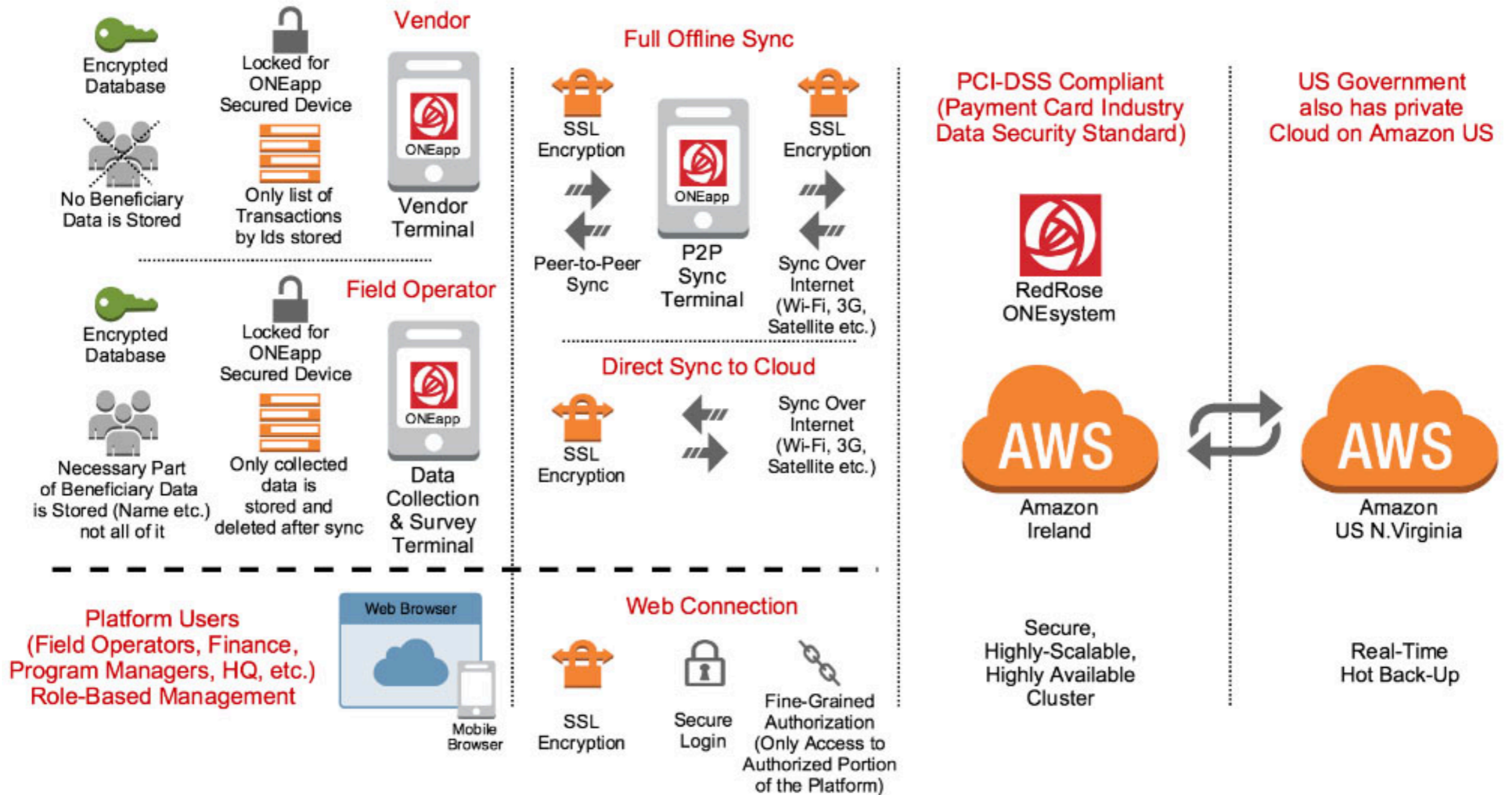


# Paper Vouchers



**Fully Customizable**

# Data Flow and Security



# Rapid 5 Day On Field Deployment

- Day 1: Setup the Software and Hardware
- Day 2: Train Program/Finance/Field People
- Day 3: Train the Vendors / Deliver the Cards
- Day 4: Make Disbursement / Start the Market
- Day 5: Make 1st Vendor Payments

 NE platform

 NE band

 NE voucher

 NE solution

 NE card

 NE app

 NE skin

 NE sms

Contact Us: [hello@redrosecps.com](mailto:hello@redrosecps.com)

Visit our website: <https://redrosecps.com>